

Diesel Injector Seat Cutter Set (9pcs)

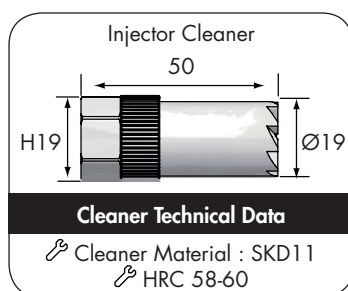
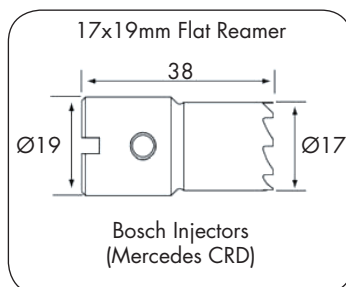
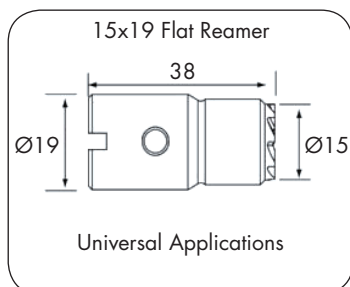
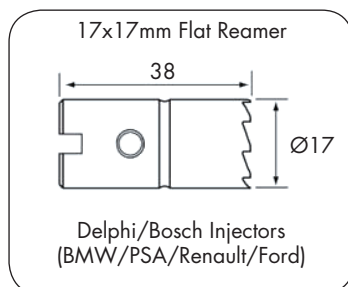
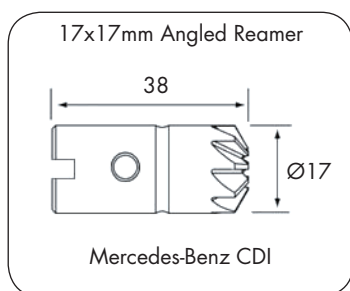
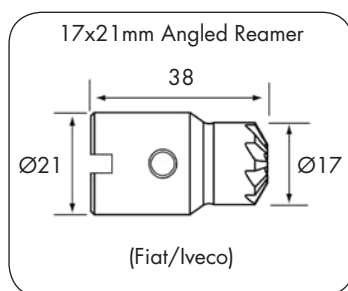
Art. Nr: PT5311

Features

- To re-face the diesel injector seat in order to make the new or reconditioned injector to be fitted correctly.
- To clean and re-cut injector seat with universal application.
- Unique double lock design to connect reamer and pilot post securely.
- Includes a T-handle with magnet for enhanced strength.

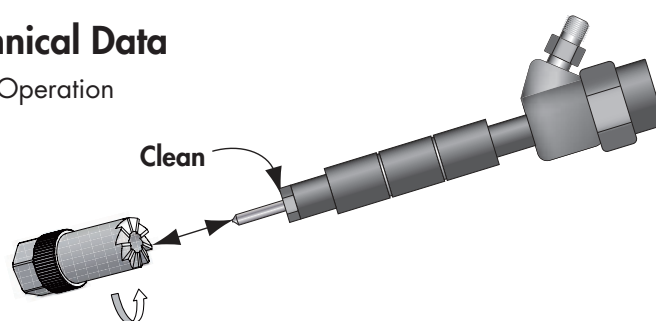
Specifications

Unit: mm



Reamer Technical Data

Injector Cleaner Operation



Instructions

Step 1: Choose a suitable-sized reamer and install the reamer slot onto pilot post to make first lock as in Fig 1 and 2.

Step 2: Fix the screw with the alloy wrench provided to make second lock, and clean carbons on injector Fig 3.

