

## Applications

Make	Model	Year	Type
Ford	B-MAX	2012-2015	16V Ti-VCT SCTi EcoBoost Mountune
	C-MAX	2010-2015	
	Fiesta	2013-2015	
	Focus	2011-2015	
	Galaxy	2010-2015	
	Grand C-MAX	2010-2015	
	S-MAX	2010-2015	
Volvo	S60	2011-2015	Cross Country T4 GTDi T3 GTDi T4 GTDi T4F T2/T3/T4
	S80	2010-2015	
	V40	2012-2015	
	V60	2011-2015	
	V70	2010-2015	

## Engine Code

1.6	JTWB, JTWA, JTDB, JTDA, JQDB, JQDA, IQJA, IQDB, IQDA, B4164T4, B4164T3 B4164T2, B4164T
-----	-------------------------------------------------------------------------------------------

Our products are designed to be used correctly and with care for the purpose for which they are intended. No liability is accepted by Sonic for incorrect use of any of our products, and Sonic cannot be held responsible for any damage to personnel, property or equipment when using the tools. Incorrect use will also invalidate the warranty.

If applicable, the applications database and any instructional information provided has been designed to offer general guidance for a particular tool's use and while all attention is given to the accuracy of the data no project should be attempted without referring first to the manufacturer's technical documentation (workshop or instruction manual) or the use of a recognised authority such as Autodata.

It is our policy to continually improve our products and thus we reserve the right to alter specifications and components without prior notice. It is the responsibility of the user to ensure the suitability of the tools and information prior to their use.

ART NO. 829048

**sonic**  
equipment

## Instructions

### Engine Timing Kit Ford, Volvo SCTi Ecoboost Petrol -1.6



WWW.SONIC-EQUIPMENT.COM

WWW.SONIC-EQUIPMENT.COM

WWW.SONIC-EQUIPMENT.COM

## 829048 - Engine Timing Kit

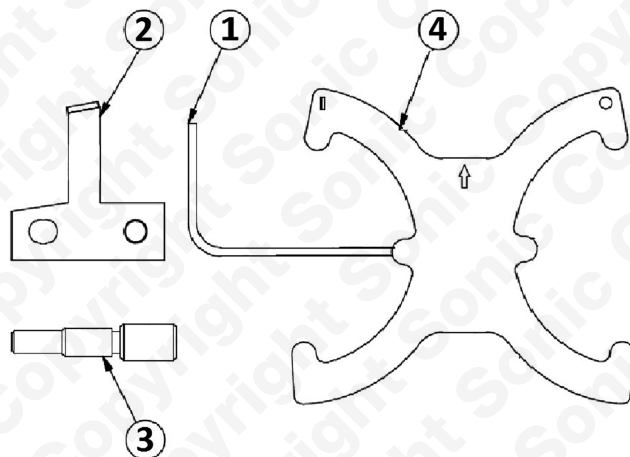
### Description:

The 829048 kit has been developed specifically for the 1.6 direct Injection petrol engines fitted with variable valve timing and found in both the Ford and Volvo ranges.

829048 is a 4 piece kit consisting of the components required to lock the crankshaft and Cam pulleys in their timed position to allow the removal and replacement of the camshaft timing belt. The 829048 also includes the crankshaft front pulley alignment tool.

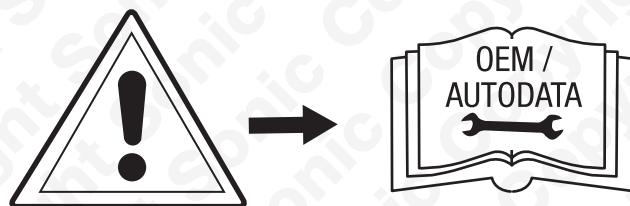
## Components

Ref	Comp	OEM	Description
1	4880249	303-1054	3mm Tensioner Locking Pin
2	4880270	303-1550, 999-7431	1.6 Eccoboost Crankshaft Pulley Alignment Tool
3	4880049	303-748, 999-7406	Crankshaft Locking Pin
4	4880069	303-1097, 999-7429	Camshaft Pulley Locking Tool



## Instructions

The following instructions are for guidance only. Please refer to OEM derived data such as the vehicles manufactures own data or Autodata. The use of these engine timing tools is purely down to the user's discretion and Sonic cannot be held responsible for any damage caused what so ever.



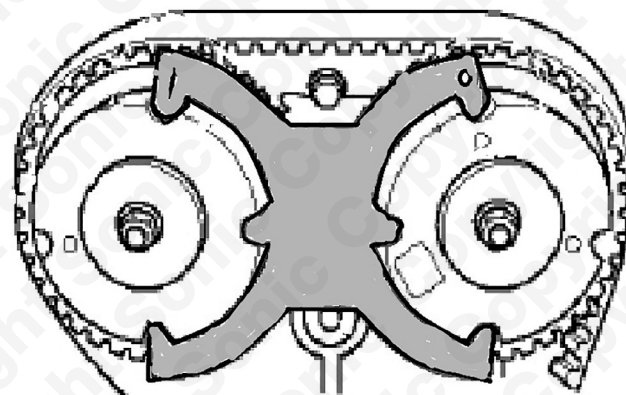
## Instructions

### Component Descriptions:

Component 4 - Camshaft pulley locking tool

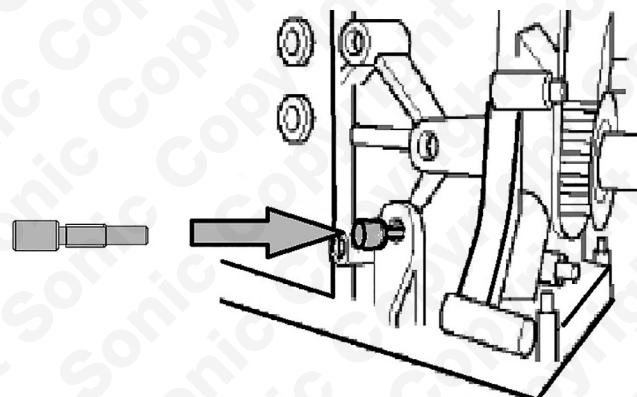
Designed to be fitted as shown once the engine has been locked at TDC on cylinder number 1 by fitting component 3.

Ensure the camshaft pulley marks are aligned as shown.



### Component 3 - Crankshaft Locking Pin.

Turn the crankshaft to just before TDC on cylinder number 1 (indicated by the camshaft marks being at 11 o'clock) and insert component 3 into the engine block as shown. Turn the crankshaft till it stops against the pin. As shown.

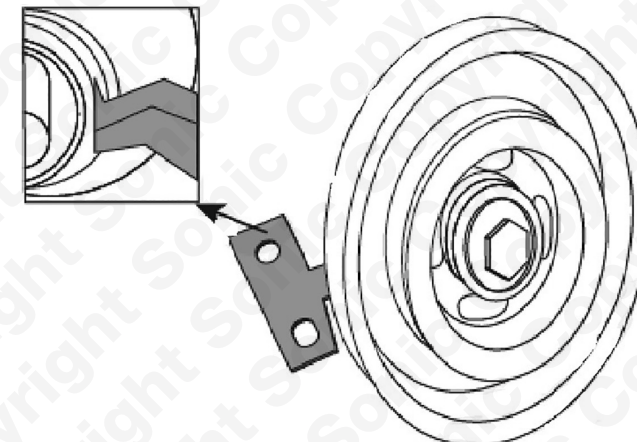


### Component Descriptions:

Component 4 - Camshaft pulley locking tool.

Designed to be fitted as shown once the engine has been locked at TDC on cylinder number 1 by fitting component 3.

Ensure the camshaft pulley marks are aligned as shown.



### Component 3 - Crankshaft Locking Pin.

Turn the crankshaft to just before TDC on cylinder number 1 (indicated by the camshaft marks being at 11 o'clock) and insert component 3 into the engine block as shown. Turn the crankshaft till it stops against the pin. As shown.

